SOUTHEAST LOUISIANA FLOOD PROTECTION AUTHORITY - WEST

WEST JEFFERSON LEVEE DISTRICT | ALGIERS LEVEE DISTRICT

2014 ADOPTED BUDGET

SLFPA-W ANNUAL BUDGET REPORT	PAGE 1
SLFPA-W BUDGET ANALYSIS REPORT IN FUNCTION	PAGE 2-8
5 YEAR EQUIPMENT PURCHASE SCHEDULE	PAGE 9
ANALYSIS OF AD VALOREM TAXES COLLECTION	PAGE 10-11
-WEST JEFFERSON LEVEE DISTRICT	
-ALGIERS LEVEE DISTRICT	
ANALYSIS OF EMERGENCY FUND BALANCE	PAGE 12-13
- WEST JEFFERSON LEVEE DISTRICT	
- ALGIERS LEVEE DISTRICT	
ANALYSIS OF SALARIES AND BENEFITS	PAGE 14
ANALYSIS OF EQUIPMENT	PAGE 15
ANALYSIS OF OUTSIDE REPAIR AND REPAIR PARTS	PAGE 16
ANALYSIS OF PROFESSIONAL SERVICES	PAGE 17
ANALYSIS OF INSURANCE	PAGE 18
ANALYSIS OF OFFICE EXPENSE	PAGE 19
ANALYSIS OF TELEPHONE-INTERNET EXPENSE	PAGE 20

SOUTHEAST LOUISIANA FLOOD PROTECTION AUTHORITY-WEST
ADOPTED BUDGET REPORT 2013-2014
ALL REPORTING ENTITIES

	SLFPA - W		WJLD		ALD		TOTAL	
	AMENDED BUDGET 2013	ADOPTED BUDGET 2014	AMENDED BUDGET 2013	ADOPTED BUDGET 2014	AMENDED BUDGET 2013	ADOPTED BUDGET 2014	AMENDED BUDGET 2013	ADOPTED BUDGET 2014
REVENUE								
PARISH INCOME	$0	$0	$4,129,122	$4,540,843	$2,437,865	$2,612,747	$6,566,987	$7,153,590
STATE INCOME	0	0	428,699	428,699	41,456	41,456	470,155	470,155
OIL AND GAS ROYALITY	0	0	41,579	41,579	0	0	41,579	41,579
REIMBURSEMENT (SLFPA-WB)	250,000	0	0	0	0	0	250,000	0
TOTAL REVENUE	250,000	0	4,599,400	5,011,121	2,479,321	2,654,203	7,328,721	7,665,324
EXPENSES								
SALARIES AND BENEFITS	255,242	288,552	2,789,143	2,733,333	0	0	3,044,385	3,021,885
PER DIEM EXPENSE	30,000	30,000	0	0	0	0	30,000	30,000
TRAVEL EXPENSE	7,000	15,000	10,000	8,500	1,000	500	18,000	24,000
OFFICE EXPENSE	48,545	42,000	12,587	11,000	12,282	11,000	73,414	64,000
BLDG. MAINTENTANCE & REPAIRS	0	909	45,000	80,717	15,000	40,316	60,000	121,942
PROFESSIONAL SERVICE	16,258	31,885	153,285	301,155	62,708	122,935	232,251	455,975
INSURANCE	21,294	22,500	213,053	217,500	72,924	78,500	307,271	318,500
UTILITIES	3,623	4,954	34,819	34,424	16,120	15,472	54,562	54,850
TELEPHONE INTERNET EXPENSE	46,651	49,000	18,857	21,000	19,348	21,000	84,856	91,000
EQUIPMENT RENTAL	0	0	26,806	65,000	28,751	15,000	55,557	80,000
EQUIPMENT REPAIRS	0	0	170,818	157,871	55,614	54,626	226,432	212,497
FUEL PURCHASE	0	0	144,329	118,000	49,401	42,000	193,730	160,000
OTHER EQUIPMENT EXPENSE	0	0	12,921	12,921	4,423	4,423	17,344	17,344
LEVEE SUPPLIES- MAINT & MATL	0	0	35,000	40,000	20,000	40,000	55,000	80,000
FURNITURE & EQUIPMENT	5,000	15,000	352,700	363,500	157,000	73,500	514,700	452,000
TOTAL EXPENSES	433,613	499,800	4,019,318	4,164,921	514,571	519,272	4,967,502	5,183,993
EXCESS (DEFICIENCY) OF REVENUE OVER EXPENDITURE	(183,613)	(499,800)	580,082	846,200	1,964,750	2,134,931	2,361,219	2,481,331
OTHER FINANCING SOURCES (USES)								
OPERATING TRANSFER IN (ALD)	45,903	124,950	568,353	568,353	0	0	614,256	693,303
OPERATING TRANSFER IN (WJLD)	137,710	374,850	0	0	0	0	137,710	374,850
OPERATING TRANSFER OUT (EMERGENCY FUND)	0	0	(517,862)	(5,179,138)	(1,291,493)	(2,441,628)	(1,809,355)	(7,620,766)
OPERATING TRANSFER OUT (SLFPAW)	0	0	(137,710)	(374,850)	(45,903)	(124,950)	(183,613)	(499,800)
OPERATING TRANSFER OUT (WJLD)	0	0	0	0	(568,353)	(568,353)	(568,353)	(568,353)
BOND PROCEEDS	0	0	(432,709)	0	0	0	(432,709)	0
SALE OF CAPITAL ASSETS	0	0	139,435	139,435	0	0	139,435	139,435
TOTAL OTHER FINANCING SOURCES (USES)	183,613	499,800	(380,493)	(4,846,200)	(1,905,749)	(3,134,931)	(2,102,629)	(7,481,331)
EXCESS (DEFICIENCY) OF REVENUE OVER EXPENDITURE AND OTHER SOURCES (USES)	0	0	199,589	(4,000,000)	59,001	(1,000,000)	258,590	(5,000,000)
FUND BALANCE								
BEGINNING OF YEAR	988	988	5,011,288	5,210,877	1,488,631	1,547,632	6,500,907	6,759,497
END OF YEAR	0	0	199,589	(4,000,000)	59,001	(1,000,000)	258,590	(5,000,000)
ENDING FUND BALANCE	988	988	5,210,877	1,210,877	1,547,632	547,632	6,759,497	1,759,497

	A	B	C	D	E	F	G
1			SOUTHEAST LOUISIANA FLOOD PROTECTION AUTHORITY - W				
2			ADOPTED BUDGET				
3			FISCAL YEAR 2013-2014				
4			PROPSED BUDGET	ACTUAL	ACTUAL	ACTUAL	ACTUAL
5			2014	2012	2011	2010	2009
6	AD VALOREM TAXES	001-000-31110	($4,750,000.00)	($4,885,548.84)	($4,581,397.71)	($4,731,488.59)	($4,424,994.94)
7	AD VALOREM TAXES	200-000-31110	(2,612,746.98)	(2,612,746.98)	(2,447,865.09)	(2,402,449.37)	(1,790,434.04)
8							
9			(7,362,746.98)	(7,498,295.82)	(7,029,262.80)	(7,133,937.96)	(6,215,428.98)
10							
11	AD-VALOREM INTEREST	001-000-31115	(401.69)	(401.69)	(741.64)	(646.65)	(745.60)
12							
13							
14	ASSESSOR - OFFICE EXPENSE	001-000-31140	52,831.58	52,831.58	2,880.00	55,813.00	54,763.54
15							
16	ATTORNEY FEES	001-400-45120	71,280.00	46,010.00	81,110.98	48,753.74	17,668.60
17	ATTORNEY FEES	100-400-45120	7,560.00	4,879.84	8,439.40	48,070.85	34,567.20
18	ATTORNEY FEES	200-400-45120	29,160.00	62,806.53	29,452.16	37,642.34	20,431.20
19							
20			108,000.00	113,696.37	119,002.54	134,466.93	72,667.00
21							
22	AUDITOR - CONSULTANT	001-400-45210	8,100.00	9,240.00	7,992.50	7,590.00	8,250.00
23	AUDITOR - CONSULTANT	100-400-45210	875.00	980.00	770.50	805.00	875.00
24	AUDITOR - CONSULTANT	200-400-45210	3,325.00	3,780.00	2,737.00	3,105.00	3,375.00
25							
26			12,300.00	14,000.00	11,500.00	11,500.00	12,500.00
27							
28	AUTO & TRUCK INSURANCE	001-600-46180	38,000.00	31,670.70	51,158.56	42,471.26	24,551.74
29	AUTO & TRUCK INSURANCE	200-600-46180	14,000.00	10,840.30	226.44	0.00	0.00
30							
31			52,000.00	42,511.00	51,385.00	42,471.26	24,551.74
32							
33	BLDG. MAINTENANCE REPAIRS	001-500-44125	20,000.00	18,426.59	19,763.15	45,709.60	97,649.93
34	BLDG. MAINTENANCE REPAIRS	001-600-44125	60,000.00	51,376.12	46,214.14	17,787.50	59,143.80
35	BLDG. MAINTENANCE REPAIRS	200-500-44125	10,000.00	5,321.67	2,257.13	204.93	0.00
36	BLDG. MAINTENANCE REPAIRS	200-600-44125	30,000.00	16,800.87	10,971.26	465.00	38.91
37							
38			120,000.00	91,925.25	79,205.68	64,167.03	156,832.64
39							
40	BOND PROCEEDS	001-000-39115	0.00	432,708.89	449,746.66	465,600.00	482,000.00
41	BOND PROCEEDS	200-000-39115	0.00	4,005,764.99	54,594.55	51,249.00	690,213.00
42							
43			0.00	4,438,473.88	504,341.21	516,849.00	1,172,213.00
44							
45	CELLULAR PHONE EXP.-ADMIN.	001-500-47145	1,000.00	1,356.92	6,683.19	8,602.57	14,600.64
46	CELLULAR PHONE EXP.-ADMIN.	100-500-47145	2,000.00	1,040.26	754.56	766.22	3,197.45
47	CELLULAR PHONE EXP.-ADMIN.	200-500-47145	1,000.00	1,847.76	3,259.90	4,286.31	3,119.57
48							
49			4,000.00	4,244.94	10,697.65	13,655.10	20,917.66
50							
51	CIVIL SERVICE FEE	001-500-41270	7,000.00	6,273.00	5,570.00	4,561.00	4,566.00
52							
53			7,000.00	6,273.00	5,570.00	4,561.00	4,566.00
54							
55	COMMISSIONERS' PER DIEM EXP.	100-400-41105	30,000.00	31,763.00	27,868.00	43,882.00	42,150.00
56							
57							
58	COMMISSIONERS' TRAVEL EXPENSE	100-400-41310	12,000.00	14,561.43	8,041.42	12,658.73	15,363.43
59							
60	COMMUNICATION EQUIPMENT	001-800-91120	5,000.00	2,749.20	18,271.22	26,763.46	30,744.85
61	COMMUNICATION EQUIPMENT	100-800-91120	5,000.00	8,662.24	1,960.97	144,248.35	35,161.94
62							
63			10,000.00	11,411.44	20,232.19	171,011.81	65,906.79
64							
65							

	A	B	C	D	E	F	G
1			SOUTHEAST LOUISIANA FLOOD PROTECTION AUTHORITY - W				
2			ADOPTED BUDGET				
3			FISCAL YEAR 2013-2014				
4			PROPSED BUDGET	ACTUAL	ACTUAL	ACTUAL	ACTUAL
5			2014	2012	2011	2010	2009
66	COMPUTER CONSULTANTS	001-400-45220	122,100.00	87,558.88	88,230.79	109,439.47	113,021.33
67	COMPUTER CONSULTANTS	100-400-45220	12,950.00	14,908.87	8,693.13	22,948.20	32,781.17
68	COMPUTER CONSULTANTS	200-400-45220	49,950.00	34,667.01	31,509.46	44,770.84	35,163.75
69			---	---	---	---	---
70			**185,000.00**	**137,134.76**	**128,433.38**	**177,158.51**	**180,966.25**
71							
72	DEFFERED COMP EXP	001-500-41235	4,322.00	4,322.00	3,468.00	5,468.00	6,504.00
73	DEFFERED COMP EXP	001-600-41235	36,536.00	36,536.00	38,815.00	33,808.00	19,697.13
74	DEFFERED COMP EXP	100-500-41235	8,000.00	4,012.00	3,536.00	3,468.00	884.00
75			---	---	---	---	---
76			**48,858.00**	**44,870.00**	**45,819.00**	**42,744.00**	**27,085.13**
77							
78	DEISEL FUEL	001-600-52120	80,000.00	78,035.01	66,559.28	76,670.34	74,375.78
79	DEISEL FUEL	200-600-52120	30,000.00	26,709.94	15,431.09	0.00	0.00
80			---	---	---	---	---
81			**110,000.00**	**104,744.95**	**81,990.37**	**76,670.34**	**74,375.78**
82							
83	DUES & SUBSCRIPTIONS	001-400-42550	1,500.00	1,777.58	4,149.19	4,861.20	2,477.54
84	DUES & SUBSCRIPTIONS	100-400-42550	3,000.00	2,396.19	399.95	1,021.40	3,430.95
85	DUES & SUBSCRIPTIONS	200-400-42550	1,500.00	1,377.23	1,420.86	1,841.40	697.95
86			---	---	---	---	---
87			**6,000.00**	**5,551.00**	**5,970.00**	**7,724.00**	**6,606.44**
88							
89	ELECTRICITY - UTILITY	001-600-47110	33,110.05	33,110.05	31,205.71	26,852.40	38,434.58
90	ELECTRICITY - UTILITY	100-600-47110	4,500.00	3,444.95	2,989.60	2,373.04	1,307.74
91	ELECTRICITY - UTILITY	200-600-47110	14,467.22	14,467.22	12,227.77	9,993.92	6,196.88
92			---	---	---	---	---
93			**52,077.27**	**51,022.22**	**46,423.08**	**39,219.36**	**45,939.20**
94							
95	EMPLOYEE CERTIFICATIONS	001-500-41330	7,000.00	15,742.98	4,188.20	28,100.55	7,422.76
96	EMPLOYEE CERTIFICATIONS	100-500-41330	2,500.00	3,218.69	1,474.40	1,415.40	0.00
97	EMPLOYEE CERTIFICATIONS	200-500-41330	500.00	1,011.15	707.40	464.40	0.00
98			---	---	---	---	---
99			**10,000.00**	**19,972.82**	**6,370.00**	**29,980.35**	**7,422.76**
100							
101	EMPLOYMENT PHYSICAL & TESTINGS	001-600-41260	**6,904.50**	**6,904.50**	**5,846.38**	**5,558.08**	**8,440.33**
102							
103	EQUIPMENT	001-800-91115	150,000.00	153,745.42	218,284.59	244,498.44	6,299.77
104	EQUIPMENT	200-800-91115	0.00	0.00	139,955.49	0.00	0.00
105			---	---	---	---	---
106			**150,000.00**	**153,745.42**	**358,240.08**	**244,498.44**	**6,299.77**
107							
108	EQUIPMENT RENTAL	001-600-48520	65,000.00	26,806.40	31,259.33	74,665.33	33,604.81
109	EQUIPMENT RENTAL	200-600-48520	0.00	18,251.16	47,915.68	39,028.00	16,350.00
110			---	---	---	---	---
111			**65,000.00**	**45,057.56**	**79,175.01**	**113,693.33**	**49,954.81**
112							
113	FICA/MEDICARE TAX EXPENSE	001-500-41242	3,788.22	3,788.22	3,079.96	3,854.11	7,213.45
114	FICA/MEDICARE TAX EXPENSE	001-600-41242	17,251.52	17,251.52	19,219.56	10,111.97	16,257.23
115	FICA/MEDICARE TAX EXPENSE	100-400-41242	9.85	9.85	2.96	1,684.15	134.94
116	FICA/MEDICARE TAX EXPENSE	100-500-41242	3,000.00	2,724.45	2,786.03	1,993.32	3,017.40
117			---	---	---	---	---
118			**24,049.59**	**23,774.04**	**25,088.51**	**17,643.55**	**26,623.02**
119							
120	FLOOD INSURANCE COVERAGE	001-400-46150	3,500.00	3,208.72	2,736.91	2,417.58	3,309.00
121	FLOOD INSURANCE COVERAGE	100-400-46150	0.00	0.00	263.85	256.41	0.00
122	FLOOD INSURANCE COVERAGE	200-400-46150	1,500.00	1,098.28	937.24	989.01	0.00
123			---	---	---	---	---
124			**5,000.00**	**4,307.00**	**3,938.00**	**3,663.00**	**3,309.00**
125							

	A	B	C	D	E	F	G
1			SOUTHEAST LOUISIANA FLOOD PROTECTION AUTHORITY - W				
2			ADOPTED BUDGET				
3			FISCAL YEAR 2013-2014				
4			PROPSED BUDGET	ACTUAL	ACTUAL	ACTUAL	ACTUAL
5			2014	2012	2011	2010	2009
126							
127	FURNITURE & EQUIPMENT	001-800-90000	10,000.00	0.00	0.00	0.00	1,610.34
128	FURNITURE & EQUIPMENT	100-800-90000	10,000.00	3,647.60	20,597.43	0.00	0.00
129							
130			**20,000.00**	**3,647.60**	**20,597.43**	**0.00**	**1,610.34**
131							
132	GAS - UTILITY	001-600-47120	514.35	514.35	453.84	326.16	224.28
133	GAS - UTILITY	100-600-47120	53.73	53.73	44.87	34.60	9.64
134	GAS - UTILITY	200-600-47120	204.86	204.86	163.12	133.42	37.32
135							
136			**772.94**	**772.94**	**661.83**	**494.18**	**271.24**
137							
138	GASOLINE PURCHASES	001-600-52110	38,000.00	43,754.21	24,048.61	35,996.11	25,367.88
139	GASOLINE PURCHASES	200-600-52110	12,000.00	14,976.27	5,987.48	0.00	0.00
140							
141			**50,000.00**	**58,730.48**	**30,036.09**	**35,996.11**	**25,367.88**
142							
143	GENERAL LIABILITY INSURANCE	001-400-46140	151,000.00	150,375.79	143,041.89	141,154.11	136,116.80
144	GENERAL LIABILITY INSURANCE	100-400-46140	0.00	0.00	15,160.08	14,747.78	14,383.60
145	GENERAL LIABILITY INSURANCE	200-400-46140	53,000.00	51,470.91	58,441.03	56,884.27	55,479.60
146							
147			**204,000.00**	**201,846.70**	**216,643.00**	**212,786.16**	**205,980.00**
148							
149	GENERAL SUPPLIES	001-600-56100	**25,000.00**	**26,591.45**	**44,885.82**	**47,545.28**	**65,873.65**
150							
151	GROUP LIFE INSURANCE EXPENSE	001-600-41221	17,684.00	17,684.00	17,334.50	16,950.00	10,373.22
152	GROUP INSURANCE - EMPLOYEES	001-600-41220	448,320.17	448,320.17	322,458.70	304,623.09	281,628.84
153	GROUP INSURANCE EXPENSE	001-500-41220	36,518.94	36,518.94	107,000.43	114,789.06	107,227.51
154	GROUP INSURANCE EXPENSE	100-500-41220	25,000.00	20,427.72	18,876.72	12,454.84	4,469.86
155	GROUP INSURANCE EXPENSE	100-500-41221	1,500.00	1,200.00	1,200.00	1,200.00	325.00
156	GROUP LIFE INSURANCE EXPENSE	001-500-41221	2,110.00	2,110.00	2,093.00	2,292.00	1,891.00
157							
158			**531,133.11**	**526,260.83**	**468,963.35**	**452,308.99**	**405,915.43**
159							
160	HEAVY EQUIPMENT	001-800-91110	0.00	69,611.68	85,696.17	0.00	0.00
161	HEAVY EQUIPMENT	200-800-91110	64,000.00	57,171.98	0.00	0.00	0.00
162							
163			**64,000.00**	**126,783.66**	**85,696.17**	**0.00**	**0.00**
164							
165	INTEREST INCOME - INVESTMENTS	001-000-34110	0.00	(15,679.53)	(22,191.06)	(23,472.23)	(40,276.42)
166	INTEREST INCOME - INVESTMENTS	100-000-34110	0.00	(1,532.42)	(1,389.90)	(802.61)	(2,503.07)
167	INTEREST INCOME - INVESTMENTS	200-000-34110	0.00	(5,430.44)	(6,390.48)	(7,182.47)	(43,677.76)
168							
169			**0.00**	**(22,642.39)**	**(29,971.44)**	**(31,457.31)**	**(86,457.25)**
170							
171	INTERNET EXPENSE	001-500-47150	20,000.00	21,634.35	52,851.09	53,933.71	23,132.07
172	INTERNET EXPENSE	100-500-47150	40,000.00	39,682.86	5,239.05	5,722.00	1,559.13
173	INTERNET EXPENSE	200-500-47150	20,000.00	16,324.36	19,092.92	22,070.61	6,013.79
174							
175			**80,000.00**	**77,641.57**	**77,183.06**	**81,726.32**	**30,704.99**
176							
177	LEVEE MAINTENANCE AND REPAIR	001-600-55100	15,000.00	13,834.88	10,861.38	0.00	0.00
178	LEVEE MAINTENANCE AND REPAIR	200-600-55100	15,000.00	25,280.07	18,436.51	9,990.00	8,160.00
179							
180			**30,000.00**	**39,114.95**	**29,297.89**	**9,990.00**	**8,160.00**
181							
182	LEVEE SUPPLIES- MAINT & MATL	001-600-53140	25,000.00	32,899.61	14,120.64	33,794.20	19,167.95
183	LEVEE SUPPLIES- MAINT & MATL	200-600-53140	25,000.00	13,470.74	2,075.03	9,808.01	12,992.12
184							
185			**50,000.00**	**46,370.35**	**16,195.67**	**43,602.21**	**32,160.07**

	A	B	C	D	E	F	G
1			SOUTHEAST LOUISIANA FLOOD PROTECTION AUTHORITY - W				
2			ADOPTED BUDGET				
3			FISCAL YEAR 2013-2014				
4			PROPSED BUDGET	ACTUAL	ACTUAL	ACTUAL	ACTUAL
5			2014	2012	2011	2010	2009
186							
187	MAINTENANCE CONTRACT OFFICE EQ	001-500-42150	2,500.00	2,211.35	0.00	0.00	0.00
188	MAINTENANCE CONTRACT OFFICE EQ	100-500-42150	5,000.00	4,479.48	0.00	0.00	0.00
189	MAINTENANCE CONTRACT OFFICE EQ	200-500-42150	2,500.00	2,521.22	0.00	0.00	0.00
190							
191			**10,000.00**	**9,212.05**	**0.00**	**0.00**	**0.00**
192							
193							
194	MISCELLANEOUS INCOME	001-000-33130	**0.00**	(2,653.67)	(25,314.19)	(32,729.37)	(7,623.65)
195							
196							
197							
198	MOWERS & CUTTERS	001-800-90105	78,500.00	37,493.20	0.00	146,945.32	19,756.00
199	MOWERS & CUTTERS	200-800-90105	9,500.00	61,605.60	25,437.00	0.00	0.00
200							
201			**88,000.00**	**99,098.80**	**25,437.00**	**146,945.32**	**19,756.00**
202							
203	NEW TIRE PURCHASES	001-600-52210	9,038.89	9,038.89	11,061.92	13,984.83	14,142.00
204	NEW TIRE PURCHASES	200-600-52210	3,093.85	3,093.85	2,977.89	0.00	0.00
205							
206			**12,132.74**	**12,132.74**	**14,039.81**	**13,984.83**	**14,142.00**
207							
208	OFFICE SUPPLIES	001-500-42140	5,000.00	8,674.46	23,034.34	33,808.53	37,332.78
209	OFFICE SUPPLIES	100-500-42140	15,000.00	17,885.90	13,214.78	6,365.72	6,753.43
210	OFFICE SUPPLIES	200-500-42140	5,000.00	6,082.46	5,002.74	10,525.65	5,847.74
211							
212			**25,000.00**	**32,642.82**	**41,251.86**	**50,699.90**	**49,933.95**
213							
214	OFFICIAL JOURNAL	001-400-42520	1,000.00	161.57	5,837.72	5,555.07	1,987.41
215	OFFICIAL JOURNAL	100-400-42520	2,000.00	1,613.72	568.04	589.15	9,839.04
216	OFFICIAL JOURNAL	200-400-42520	1,000.00	55.33	2,035.60	2,272.50	477.93
217							
218			**4,000.00**	**1,830.62**	**8,441.36**	**8,416.72**	**12,304.38**
219							
220	OIL & GAS ROYALTIES - TEXACO	001-000-33110	(41,578.69)	(41,578.69)	(42,935.27)	(37,688.53)	(122,636.85)
221							
222							
223	OIL & GREASE	001-600-52125	3,200.41	3,200.41	3,901.27	2,984.00	2,046.70
224	OIL & GREASE	200-600-52125	1,095.44	1,095.44	1,039.78	0.00	0.00
225							
226			**4,295.85**	**4,295.85**	**4,941.05**	**2,984.00**	**2,046.70**
227							
228	OPEATING TRANSFER OUT (ALD)	200-000-39123	568,352.81	568,352.81	608,866.97	607,963.08	456,208.96
229	OPERATING TRANSFER IN (WJLD)	001-000-39112	(568,352.81)	(568,352.81)	(608,866.97)	(607,963.08)	(456,208.96)
230	OPERATING TRANSFER IN	100-000-39110	0.00	(32,000.00)	0.00	0.00	0.00
231	OPERATING TRANSFER IN (WJLD-EMERGENCY)	003-000-39110	(5,179,138.00)	(1,360,674.00)	(1,350,000.00)	(810,000.00)	(330,000.00)
232	OPERATING TRANSFER IN (ALD-EMERGENCY)	203-000-39110	(2,441,628.00)	(527,054.00)	(1,150,000.00)	(1,460,000.00)	(420,000.00)
233	OPERATING TRANSFERS OUT	001-000-39120	5,179,138.00	1,384,674.00	1,350,000.00	810,000.00	330,000.00
234	OPERATING TRANSFERS OUT	200-000-39120	2,441,628.00	535,054.00	1,150,000.00	1,460,000.00	420,000.00
235	OPERATING TRANSFERS IN (ALD)	200-000-39110	0.00	(3,043,214.20)	0.00	0.00	0.00
236	OPERATING TRANSFERS OUT (ALD-EMERGENCY)	203-000-39120	0.00	3,043,214.20	0.00	0.00	0.00
237							
238			**0.00**	**0.00**	**0.00**	**0.00**	**0.00**
239							
240	OTHER CONSULTANTS	001-400-45270	99,000.00	37,554.45	40,966.50	56,627.68	156,882.55
241	OTHER CONSULTANTS	100-400-45270	10,500.00	3,947.20	4,066.60	22,024.11	54,892.75
242	OTHER CONSULTANTS	200-400-45270	40,500.00	15,115.85	14,838.35	19,085.60	9,361.64
243							
244			**150,000.00**	**56,617.50**	**59,871.45**	**97,737.39**	**221,136.94**
245							

	A	B	C	D	E	F	G
1			SOUTHEAST LOUISIANA FLOOD PROTECTION AUTHORITY - W				
2			ADOPTED BUDGET				
3			FISCAL YEAR 2013-2014				
4			PROPSED BUDGET	ACTUAL	ACTUAL	ACTUAL	ACTUAL
5			2014	2012	2011	2010	2009
246	OUTSIDE REPAIR EXPENSE	001-600-51130	84,494.07	84,494.07	118,892.04	130,115.24	118,487.13
247	OUTSIDE REPAIR EXPENSE	200-600-51130	28,600.89	28,600.89	24,452.43	0.00	0.00
248							
249			**113,094.96**	**113,094.96**	**143,344.47**	**130,115.24**	**118,487.13**
250							
251	OVERTIME - ADMIN. & OFFICE	001-500-41125	0.00	0.00	7,315.17	3,567.81	321.96
252	OVERTIME - ADMIN. & OFFICE	100-500-41125	0.00	0.00	0.00	1,097.14	0.00
253	OVERTIME - MAINTENANCE	001-600-41125	30,000.00	51,229.65	90,999.13	73,665.79	25,308.80
254							
255			**30,000.00**	**51,229.65**	**98,314.30**	**78,330.74**	**25,630.76**
256							
257	PAINT SUPPLIES	001-600-51115	5,000.00	8,281.63	17,565.49	16,037.57	8,897.06
258	PAINT SUPPLIES	200-600-51115	3,000.00	2,834.58	5,886.29	0.00	0.00
259							
260			**8,000.00**	**11,116.21**	**23,451.78**	**16,037.57**	**8,897.06**
261							
262	PERMIT FEES	001-000-33150	0.00	(675.00)	(107,441.59)	(325.00)	(500.00)
263	PERMIT FEES	200-000-33150	0.00	(450.00)	(400.00)	(50.00)	(250.00)
264							
265			**0.00**	**(1,125.00)**	**(107,841.59)**	**(375.00)**	**(750.00)**
266							
267	PERSONAL PROPERTY INSURANCE	001-400-46160	25,000.00	20,514.50	6,052.76	18,157.29	0.00
268	PERSONAL PROPERTY INSURANCE	100-400-46160	0.00	0.00	750.35	1,925.78	0.00
269	PERSONAL PROPERTY INSURANCE	200-400-46160	10,000.00	7,021.75	3,224.04	7,427.98	0.00
270							
271			**35,000.00**	**27,536.25**	**10,027.15**	**27,511.05**	**0.00**
272							
273	POSTAGE - ADMIN.	001-500-42120	1,000.00	847.67	2,366.09	2,214.75	3,286.67
274	POSTAGE - ADMIN.	100-500-42120	2,000.00	2,152.07	238.32	234.87	174.29
275	POSTAGE - ADMIN.	200-500-42120	1,000.00	633.99	855.47	906.03	672.39
276							
277			**4,000.00**	**3,633.73**	**3,459.88**	**3,355.65**	**4,133.35**
278							
279							
280	PUBLIC OFFICIAL LIABILITY	001-400-46120	0.00	0.00	16,047.90	17,197.62	11,617.98
281	PUBLIC OFFICIAL LIABILITY	100-400-46120	22,000.00	23,531.00	1,702.05	1,823.99	1,232.21
282	PUBLIC OFFICIAL LIABILITY	200-400-46120	0.00	0.00	6,565.05	7,035.39	4,752.81
283							
284			**22,000.00**	**23,531.00**	**24,315.00**	**26,057.00**	**17,603.00**
285							
286	REIMBURSEMENT FROM CPRA	100-000-33115	**0.00**	**0.00**	(500,000.00)	(500,000.00)	(500,000.00)
287							
288	RENTAL - XEROX CORP.	100-500-42130	15,000.00	9,062.12	0.00	0.00	0.00
289							
290			**15,000.00**	**9,062.12**	**0.00**	**0.00**	**0.00**
291							
292	REPAIR PARTS	001-600-51110	60,000.00	69,009.43	92,473.13	103,735.96	125,931.74
293	REPAIR PARTS	200-600-51110	20,000.00	21,086.93	13,663.10	0.00	0.00
294							
295			**80,000.00**	**90,096.36**	**106,136.23**	**103,735.96**	**125,931.74**
296							
297	RETIREMENT CONTRIBUTIONS	001-500-41230	62,000.00	60,796.39	48,086.41	69,955.23	77,155.42
298	RETIREMENT CONTRIBUTIONS	001-600-41230	335,000.00	329,372.27	281,976.32	218,974.73	176,568.02
299	RETIREMENT CONTRIBUTIONS	100-500-41230	50,000.00	40,790.70	37,785.66	23,203.66	1,159.65
300							
301			**447,000.00**	**430,959.36**	**367,848.39**	**312,133.62**	**254,883.09**
302							
303	RETIREMENT SYSTEM	001-000-31145	**153,713.50**	**153,713.50**	**0.00**	**153,000.00**	**153,000.00**
304							
305							

	A	B	C	D	E	F	G
1			SOUTHEAST LOUISIANA FLOOD PROTECTION AUTHORITY - W				
2			ADOPTED BUDGET				
3			FISCAL YEAR 2013-2014				
4			PROPSED BUDGET	ACTUAL	ACTUAL	ACTUAL	ACTUAL
5			2014	2012	2011	2010	2009
306	REVENUE SHARING (NET)	001-000-32110	(428,699.00)	(428,699.00)	(454,966.00)	(453,921.00)	(461,053.00)
307	REVENUE SHARING (NET)	200-000-32110	(41,456.01)	(41,456.01)	(51,400.27)	(55,755.27)	(41,616.97)
308							
309			(470,155.01)	(470,155.01)	(506,366.27)	(509,676.27)	(502,669.97)
310							
311	SALARIES ADMINISTRATION	001-500-41110	261,000.00	251,784.70	229,329.18	358,598.89	429,553.50
312	SALARIES ADMINISTRATION	100-500-41110	201,042.00	186,077.12	192,951.07	183,942.83	85,320.74
313	SALARIES MAINT. DEPT.	001-600-41110	1,390,900.00	1,337,899.35	1,310,254.29	1,245,863.86	1,066,635.13
314							
315			1,852,942.00	1,775,761.17	1,732,534.54	1,788,405.58	1,581,509.37
316							
317	SALE OF EQUIPMENT	001-000-33140	(139,435.00)	(139,435.00)	(177,535.20)	(95,445.00)	68,050.00
318							
319							
320	SHERIFF	001-000-31150	3,013.74	3,013.74	2,856.00	3,756.00	3,830.00
321							
322	SMALL TOOLS PURCH.-MAINT.DEPT	001-600-51140	7,377.14	7,377.14	14,185.50	12,023.73	7,164.74
323	SMALL TOOLS PURCH.-MAINT.DEPT	200-600-51140	2,525.05	2,525.05	3,994.83	0.00	0.00
324							
325			9,902.19	9,902.19	18,180.33	12,023.73	7,164.74
326							
327	SURETY BONDS EXPENSE	001-400-46130	0.00	0.00	99.00	511.50	331.17
328	SURETY BONDS EXPENSE	100-400-46130	500.00	450.00	10.50	54.25	35.13
329	SURETY BONDS EXPENSE	200-400-46130	0.00	0.00	40.50	209.25	135.48
330							
331			500.00	450.00	150.00	775.00	501.78
332							
333	TELEPHONE EXPENSE - ADMIN.	001-500-47140	0.00	0.00	10,835.02	10,124.49	10,952.63
334	TELEPHONE EXPENSE - ADMIN.	100-500-47140	7,000.00	10,611.16	1,065.25	4,067.19	5,842.70
335	TELEPHONE EXPENSE - ADMIN.	200-500-47140	0.00	0.00	3,852.74	3,804.36	2,036.84
336							
337			7,000.00	10,611.16	15,753.01	17,996.04	18,832.17
338							
339	TIRE REPAIRS	001-600-52220	681.69	681.69	1,236.80	1,477.00	2,483.00
340	TIRE REPAIRS	200-600-52220	233.31	233.31	228.20	0.00	0.00
341							
342			915.00	915.00	1,465.00	1,477.00	2,483.00
343							
344	TRAVEL EXP ADMIN	001-500-41310	1,000.00	2,593.99	4,593.49	6,107.95	2,977.64
345	TRAVEL EXP ADMIN	001-600-41310	500.00	760.99	0.00	354.67	909.88
346	TRAVEL EXP ADMIN	100-500-41310	500.00	0.00	2,891.75	5,651.26	4,244.25
347							
348			2,000.00	3,354.98	7,485.24	12,113.88	8,131.77
349							
350	TRUCKS & AUTOMOBILES	001-800-90100	120,000.00	97,692.00	61,954.00	52,599.00	0.00
351	TRUCKS & AUTOMOBILES	200-800-90100	0.00	58,200.00	61,954.00	0.00	0.00
352							
353			120,000.00	155,892.00	123,908.00	52,599.00	0.00
354							
355							
356							
357	UNIFORM EXPENSE	001-600-41255	22,745.41	22,745.41	21,123.87	15,559.15	12,635.30
358							
359							
360	WATER - UTILITY	001-600-47130	800.00	1,359.94	1,945.97	1,374.30	2,093.28
361	WATER - UTILITY	100-600-47130	400.00	141.99	194.55	145.77	49.81
362	WATER - UTILITY	200-600-47130	800.00	1,515.73	1,331.19	1,600.70	793.43
363							
364			2,000.00	3,017.66	3,471.71	3,120.77	2,936.52
365							

	A	B	C	D	E	F	G
1			SOUTHEAST LOUISIANA FLOOD PROTECTION AUTHORITY - W				
2			ADOPTED BUDGET				
3			FISCAL YEAR 2013-2014				
4			PROPSED BUDGET	ACTUAL	ACTUAL	ACTUAL	ACTUAL
5			2014	2012	2011	2010	2009
366	WELDING SUPPLIES	001-600-51125	1,000.00	1,656.10	2,981.47	1,874.06	2,572.62
367	WELDING SUPPLIES	200-600-51125	500.00	566.86	451.95	0.00	0.00
368			---	---	---	---	---
369			**1,500.00**	**2,222.96**	**3,433.42**	**1,874.06**	**2,572.62**
370							
371	WORKMEN COMPENSATION INSURANCE	001-500-41245	4,479.30	4,121.65	4,057.21	10,951.10	16,007.38
372	WORKMEN COMPENSATION INSURANCE	001-600-41245	40,313.70	37,094.85	39,674.61	65,045.83	31,771.58
373			---	---	---	---	---
374			**44,793.00**	**41,216.50**	**43,731.82**	**75,996.93**	**47,778.96**

West Jefferson Levee District
5 YEAR PLAN
Equipment Purchase

	A	B	C	D	E	F	G	H	I	J	K
1	REVENUE	JUNE 2013		JUNE 2014		JUNE 2015		JUNE 2016		JUNE 2017	
2		UNITS	AMT	UNITS	AMT	UNITS	AMT	UNITS	AMT	UNITS	AMT
3	COMMUNICATION EQUIPMENT		7,700		10,000		5,000		10,000		5,000
4	FURNITURE & EQUIPMENT		0		20,000		5,000		10,000		5,000
5	TRACTORS		0	3	150,000	3	150,000	3	150,000	3	150,000
6	CUTTERS	3	68,000	3	69,000	3	69,000	3	69,000	3	69,000
7	RIDING MOWERS	2	19,000	2	19,000	3	27,000	3	27,000	3	27,000
8	CREW TRUCKS	0	0	3	120,000	3	120,000	3	120,000	1	40,000
9	HERBICIDE TRUCK							2	80,000		
10	DUMP TRUCK	2	230,000								
11	DOZER									1	90,000
12	BOBCAT	1	64,000	1	64,000					2	128,000
13	BACKHOE	1	85,000								
14	HEAVY EQUIPMENT TRAILER	2	46,000								
15											
16	END OF YEAR		519,700		452,000		366,000		446,000		504,000

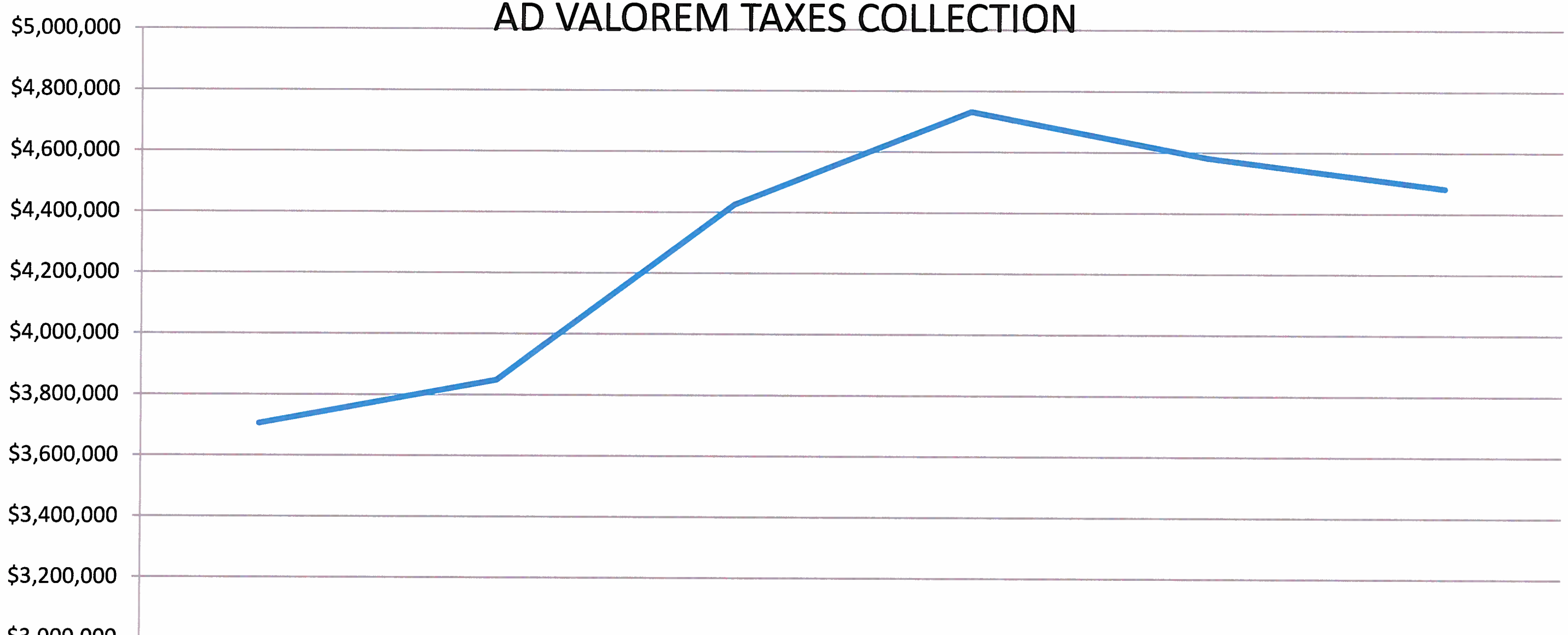

	2007	2008	2009	2010	2011	2012
Actual Taxes	3,705,148	3,849,094	4,424,995	4,731,489	4,581,398	4,482,094
Percentage Change	0.00%	3.89%	14.96%	6.93%	-3.17%	-2.17%

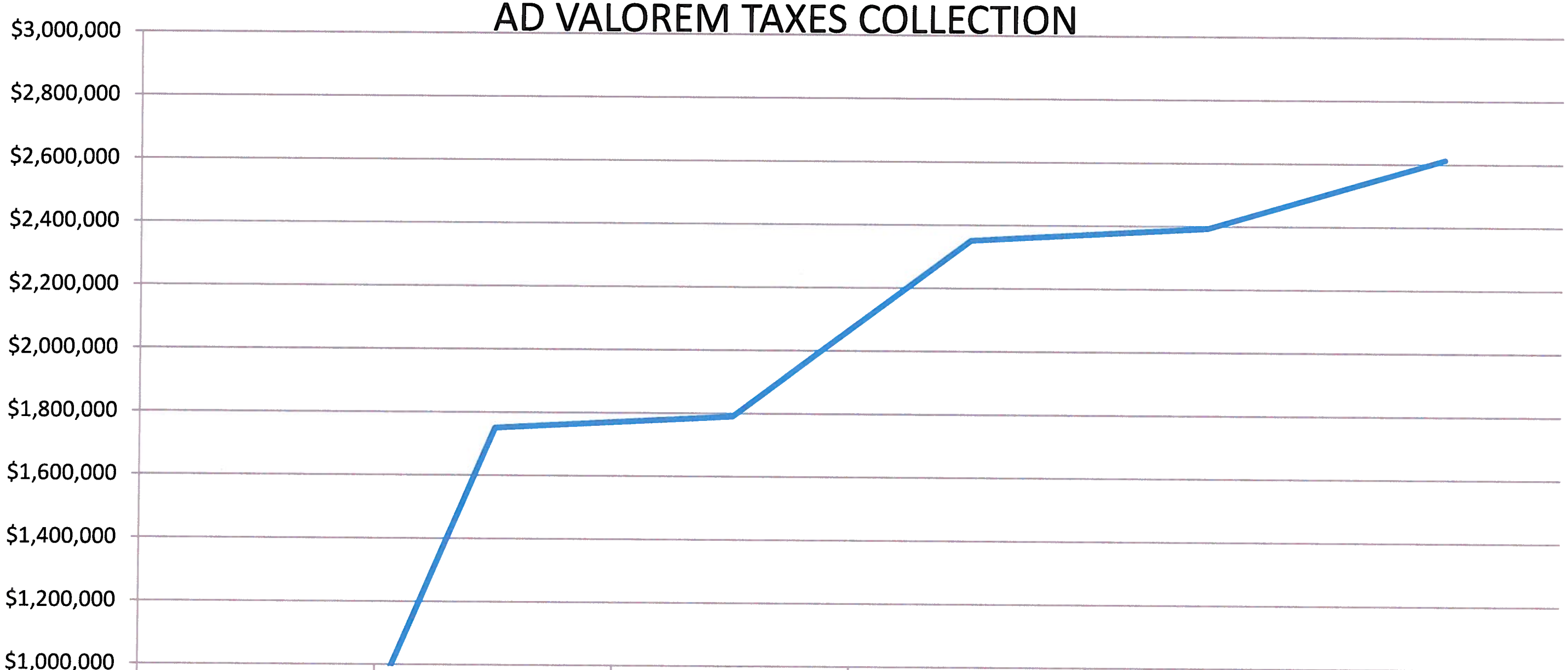

	2007	2008	2009	2010	2011	2012
Actual Taxes	0	1,751,268	1,790,434	2,351,200	2,393,271	2,612,747
PERCENTAGE CHANGE			2.24%	31.32%	1.79%	9.17%

WEST JEFFERSON LEVEE DISTRICT
EMERGENCY FUND BALANCE

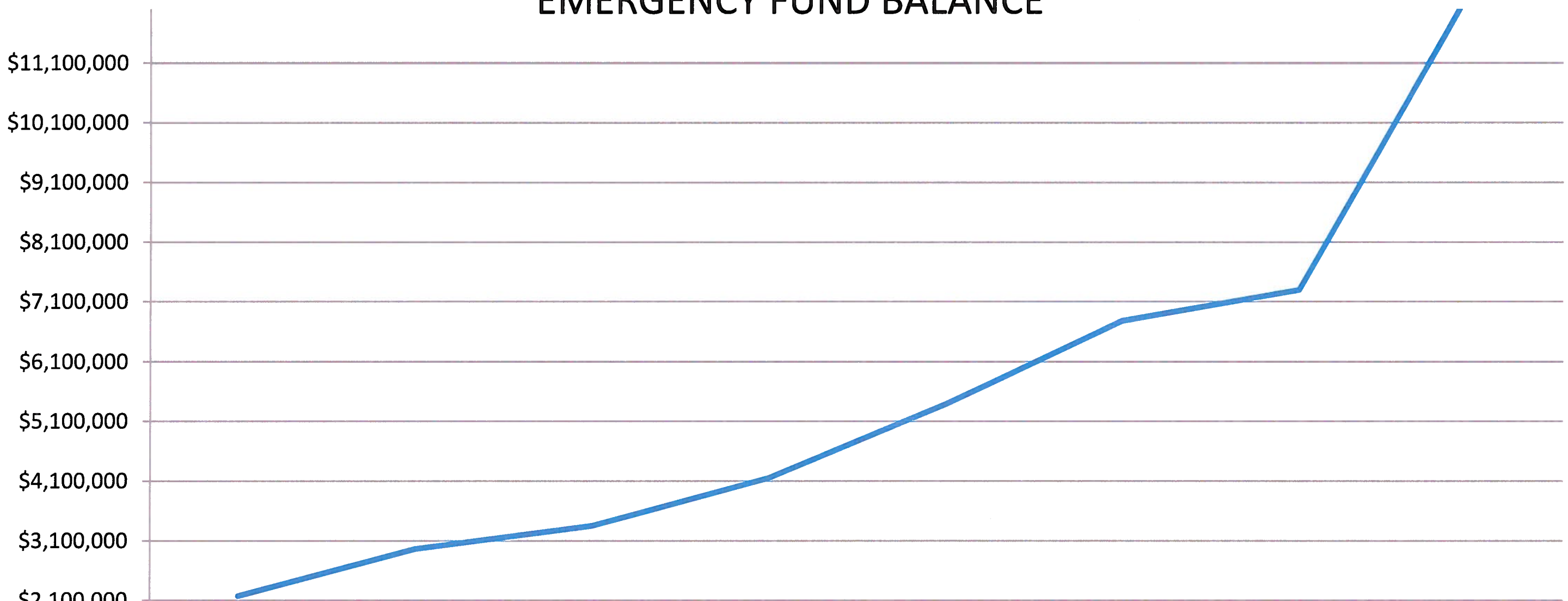

	2007	2008	2009	2010	2011	2012	2013	2014
Actual	2,171,250	2,961,089	3,349,458	4,153,085	5,389,463	6,780,302	7,298,164	12,477,302
PERCENTAGE CHANGE	0.00%	36.38%	13.12%	23.99%	29.77%	25.81%	7.64%	70.96%

ALGIERS LEVEE DISTRICT

EMERGENCY FUND BALANCE

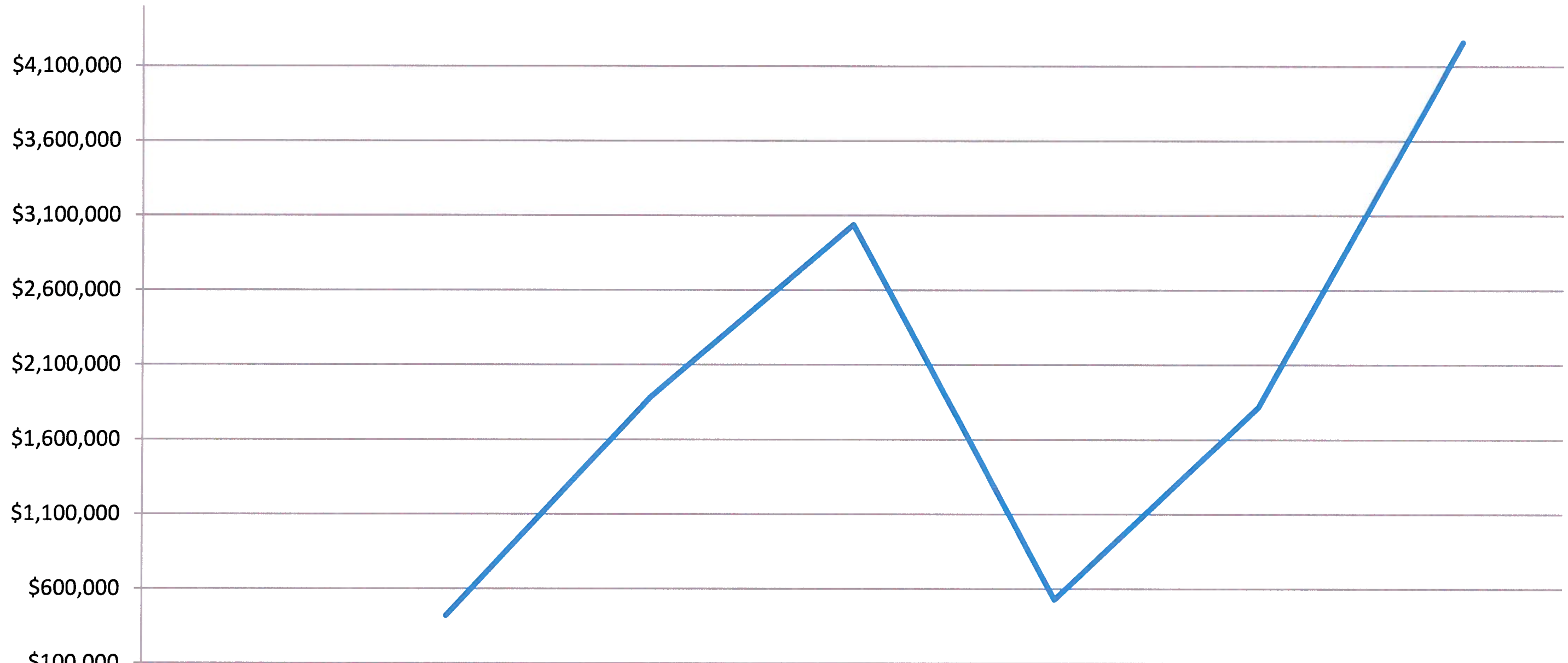

	2008	2009	2010	2011	2012	2013	2014
TOTAL		420,000	1,881,240	3,038,565	527,054	1,818,547	4,260,175
PERCENTAGE CHANGE		0.00%	347.91%	61.52%	-82.65%	245.04%	134.26%

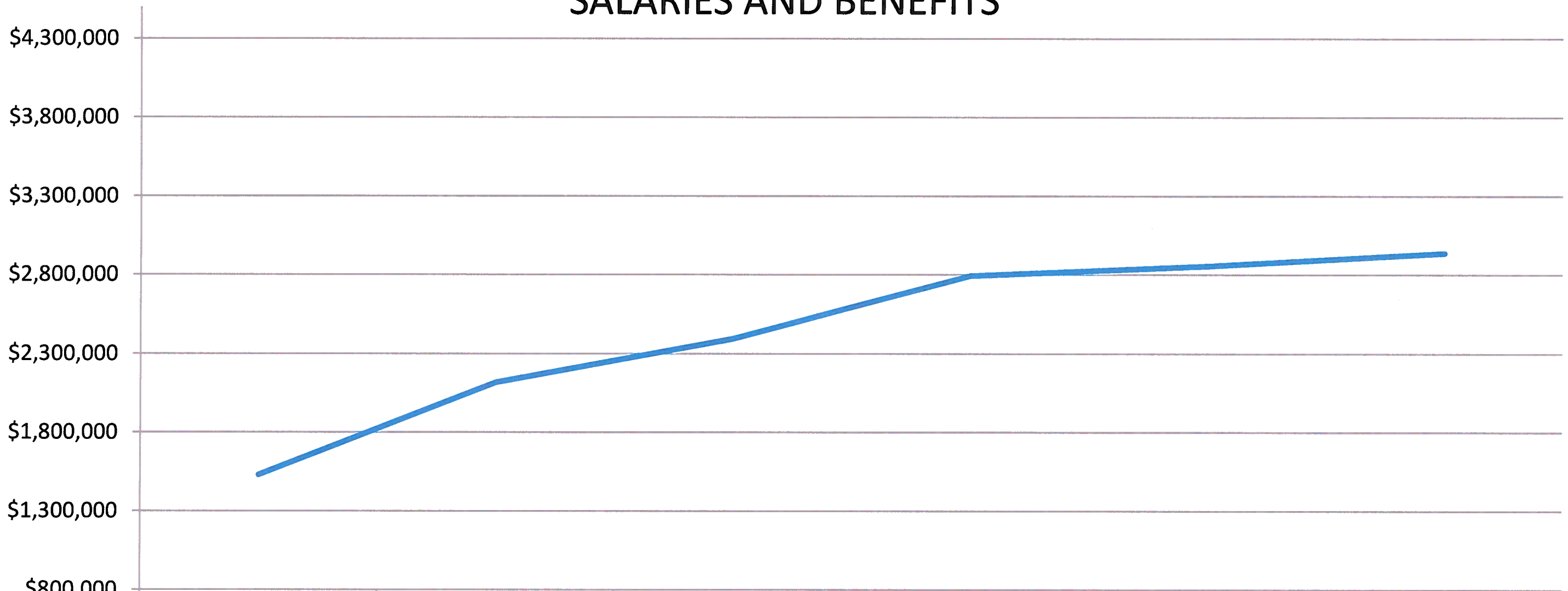

	2007	2008	2009	2010	2011	2012
Actual	1,530,088	2,117,506	2,395,068	2,793,242	2,855,406	2,937,936
PERCENTAGE CHANGE	0.00%	38.39%	13.11%	16.62%	2.23%	2.89%

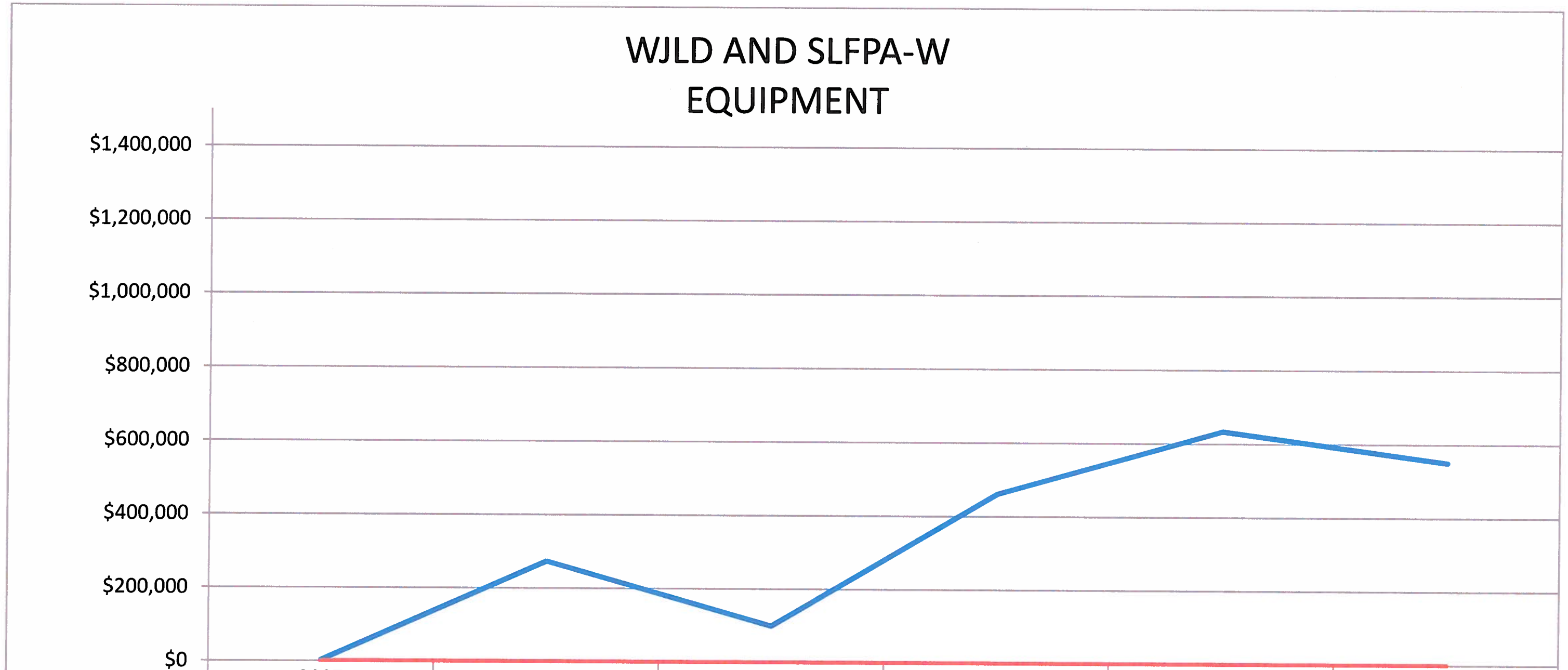

	2007	2008	2009	2010	2011	2012
Actual	2,655	273,272	100,095	461,023	634,110	550,579
PERCENTAGE CHANGE	0.00%	10192.73%	-63.37%	360.59%	37.54%	-13.17%

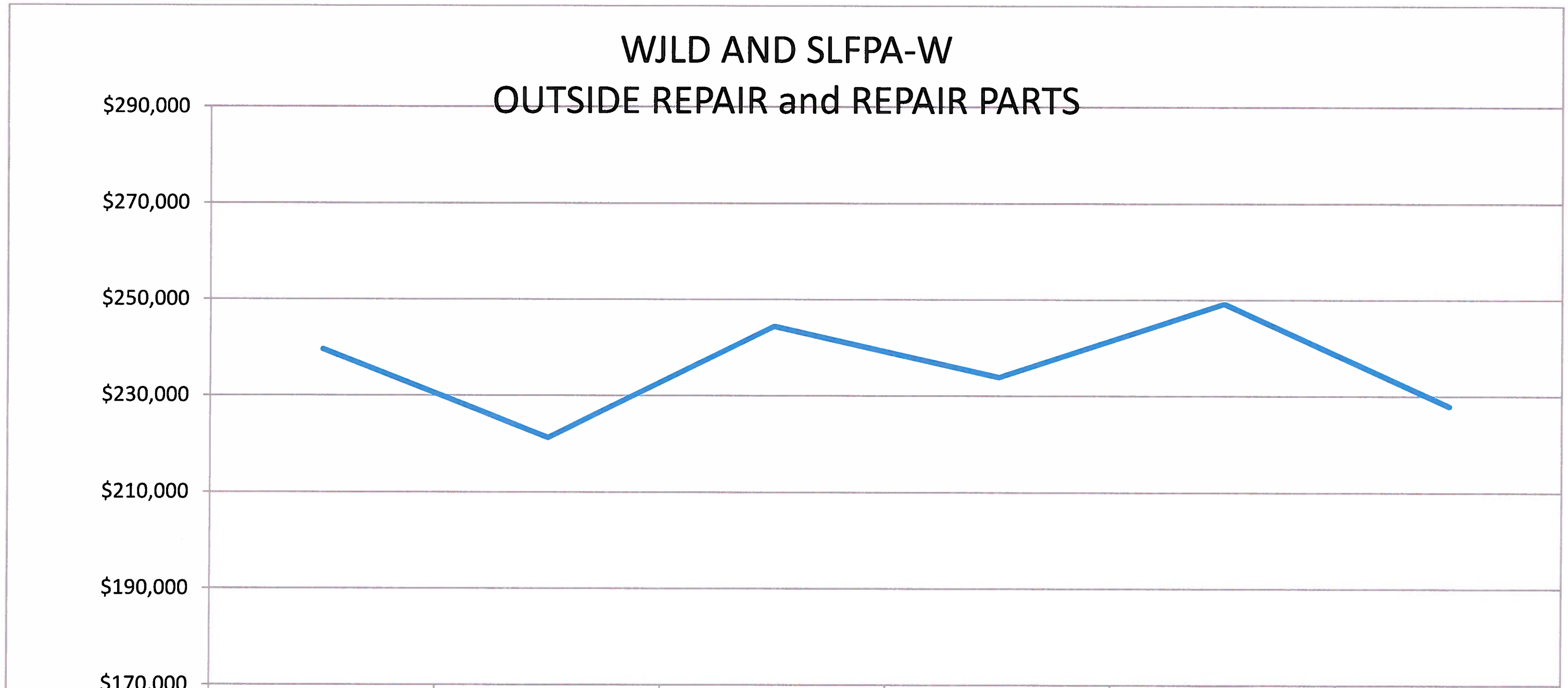

	2007	2008	2009	2010	2011	2012
Actual	239,608	221,288	244,419	233,851	249,197	227,919
PERCENTAGE CHANGE	0.00%	-7.65%	10.45%	-4.32%	6.56%	-8.54%

SOUTHEAST LOUISIANA FLOOD PROTECTION AUTHORITY - WEST

ANNUAL BUDGET REPORT

ALL REPORTING ENTITIES

	SLFPA - W		WJLD		ALD		TOTAL	
	AMENDED BUDGET 2013	ADOPTED BUDGET 2014	AMENDED BUDGET 2013	ADOPTED BUDGET 2014	AMENDED BUDGET 2013	ADOPTED BUDGET 2014	AMENDED BUDGET 2013	ADOPTED BUDGET 2014
PROFESSIONAL SERVICE:								
ATTORNEY FEES	5,250	7,560	49,500	71,280	20,250	29,160	75,000	108,000
AUDITOR - CONSULTANT	858	875	8,085	8,100	3,308	3,325	12,251	12,300
COMPUTER CONSULTANTS	7,000	12,950	66,000	122,100	27,000	49,950	100,000	185,000
OTHER CONSULTANTS (TOTAL)	3,150	10,500	29,700	99,000	12,150	40,500	45,000	150,000
ENGINEERING - $100,000								
PUBLIC INFORMATION - $ 50,000								
Total PROFESSIONAL SERVICE	**16,258**	**31,885**	**153,285**	**300,480**	**62,708**	**122,935**	**232,251**	**455,300**

	A	B	C	D	E	F	G	H	I
1		SOUTHEAST LOUISIANA FLOOD PROTECTION AUTHORITY - WEST							
2				ANNUAL BUDGET REPORT					
3				ALL REPORTING ENTITIES					
4									
5		SLFPA - W		WJLD		ALD		TOTAL	
6									
7		AMENDED	ADOPTED	AMENDED	ADOPTED	AMENDED	ADOPTED	AMENDED	ADOPTED
8		BUDGET 2013	BUDGET 2014	BUDGET 2013	BUDGET 2014	BUDGET 2013	BUDGET 2014	BUDGET 2013	BUDGET 2014
9									
10	INSURANCE:								
11	PUBLIC OFFICIAL LIABILITY	20,844	22,000					20,844	22,000
12	SUREY BONDS EXPENSE	450	500					450	500
13	GENERAL LIABLITIY INSURANCE			149,410	151,000	51,140	53,000	200,550	204,000
14	FLOOD INSURANCE COVERAGE			3,209	3,500	1,098	1,500	4,307	5,000
15	PERSONAL PROPERTY INSURANCE			23,568	25,000	8,067	10,000	31,635	35,000
16	AUTO & TRUCK INSURANCE			36,866	38,000	12,619	14,000	49,485	52,000
17									
18	**Total INSURANCE**	**21,294**	**22,500**	**213,053**	**217,500**	**72,924**	**78,500**	**307,271**	**318,500**
19									

	A	B	C	D	E	F	G	H	I
1		SOUTHEAST LOUISIANA FLOOD PROTECTION AUTHORITY - WEST							
2				ANNUAL BUDGET REPORT					
3				ALL REPORTING ENTITIES					
4									
5		SLFPA - W		WJLD		ALD		TOTAL	
6									
7		AMENDED	ADOPTED	AMENDED	ADOPTED	AMENDED	ADOPTED	AMENDED	ADOPTED
8		BUDGET 2013	BUDGET 2014	BUDGET 2013	BUDGET 2014	BUDGET 2013	BUDGET 2014	BUDGET 2013	BUDGET 2014
9									
10	OFFICE EXPENSE:								
11	OFFICIAL JOURNAL	7,000	2,000	1,500	1,000	1,500	1,000	10,000	4,000
12	DUES & SUBSCRIPTIONS	2,413	3,000	1,778	1,500	1,377	1,500	5,568	6,000
13	POSTAGE-ADMIN	2,152	2,000	848	1,000	634	1,000	3,634	4,000
14	RENTAL-XEROX CORP.	20,000	15,000					20,000	15,000
15	OFFICE SUPPLIES	12,500	15,000	6,250	5,000	6,250	5,000	25,000	25,000
16	MAINTENANCE CONTRACT OFFICE	4,479	5,000	2,211	2,500	2,521	2,500	9,211	10,000
17									
18	**Total OFFICE expense**	**48,544**	**42,000**	**12,587**	**11,000**	**12,282**	**11,000**	**73,413**	**64,000**
19									

	A	B	C	D	E	F	G	H	I
1		SOUTHEAST LOUISIANA FLOOD PROTECTION AUTHORITY - WEST							
2				ANNUAL BUDGET REPORT					
3				ALL REPORTING ENTITIES					
4									
5		SLFPA - W		WJLD		ALD		TOTAL	
6									
7		AMENDED	ADOPTED	AMENDED	ADOPTED	AMENDED	ADOPTED	AMENDED	ADOPTED
8		BUDGET 2013	BUDGET 2014	BUDGET 2013	BUDGET 2014	BUDGET 2013	BUDGET 2014	BUDGET 2013	BUDGET 2014
9									
10	TELEPHONE INTERNET EXPENSE:								
11	TELEPHONE EXPENSE-ADMIN	10,611	7,000					10,611	7,000
12	CELLULAR PHONE EXP-ADMIN	1,040	2,000	1,357	1,000	1,848	1,000	4,245	4,000
13	INTERNET EXPENSE	35,000	40,000	17,500	20,000	17,500	20,000	70,000	80,000
14									
15	Total TELEPHONE INTERNET	46,651	49,000	18,857	21,000	19,348	21,000	84,856	91,000
16									

Southeast Louisiana Flood Protection Authority – West

8A

It was moved by Mr. Camnetar, seconded by Mr. Dauphin and unanimously approved by the Commissioners in attendance to approve the budget for the Southeast Louisiana Flood Protection Authority – West and its member districts for the fiscal year ending June 30, 2014.

The motion having been submitted to a vote, the vote thereon was as follows:

YEAS: 5 NAYS: 0 ABSENT: 1 ABSTAIN: 0

The foregoing motion was declared to be adopted on this 18th day of March, 2013.

CERTIFICATE

I hereby certify that the foregoing is a true and exact copy of the resolution adopted at a regular meeting of the Board of Commissioners for the Southeast Louisiana Flood Protection Authority – West held on March 18, 2013, at which meeting a quorum was present and voting – Jefferson Parish, Louisiana, this 18th day of March, 2013.

Paul R. Dauphin, Secretary-Treasurer
Southeast Louisiana Flood Protection Authority – West